

JAM
The Story & The Song

September 9, 2020
God is So Big!

Thoughts to emphasize:

The Bible tells the story of God's people
God loves his people and they worship Him
The ABCs of Worship: Adore, Bow, Connect, Sacrifice

Bible Verse:

Isaiah 2:3 - "Come let us go up to the mountain of the Lord. He will teach us His ways, that we may walk in His paths."

Craft Center Activity

Let the children make a "vole" holding our Bible verse.
Talk about how God is everywhere even though we may not be able to see Him.

Supplies needed:

Vole body, ears, feet & tail
Bible verse card
Crayons/glue

Snack Center Activity

Give each child a small plate with green coconut "grass".
Let them make "paths" with a Tootsie Roll "vole" and then eat their treat. Talk about how we can see God's handiwork even though we cannot see Him.

Small paper plates
Green tinted coconut
Tootsie Rolls

Worksheet Center Activity


Worksheet - talk about how God is with us wherever we go, even though we cannot see Him.

Copies of worksheet/crayons

Extra Activity

Let children play with "tennis ball" voles. Not always a predictable outcome!

Vole pattern cutout/tape
Tennis ball




Make a Vole Holding a Bible Verse Card -

What you will need: Paper, crayons, glue, brown yarn, tape, and scissors.

What to do:

1. Print out the pattern for the vole and make copies: **Vole Pattern.**
2. If you have small children or very little time for crafts, you will need to cut out the patterns ahead of time.
3. Fold down the top part of the egg shape to make the head as shown in the picture. In class have the children color the voles and glue them together.

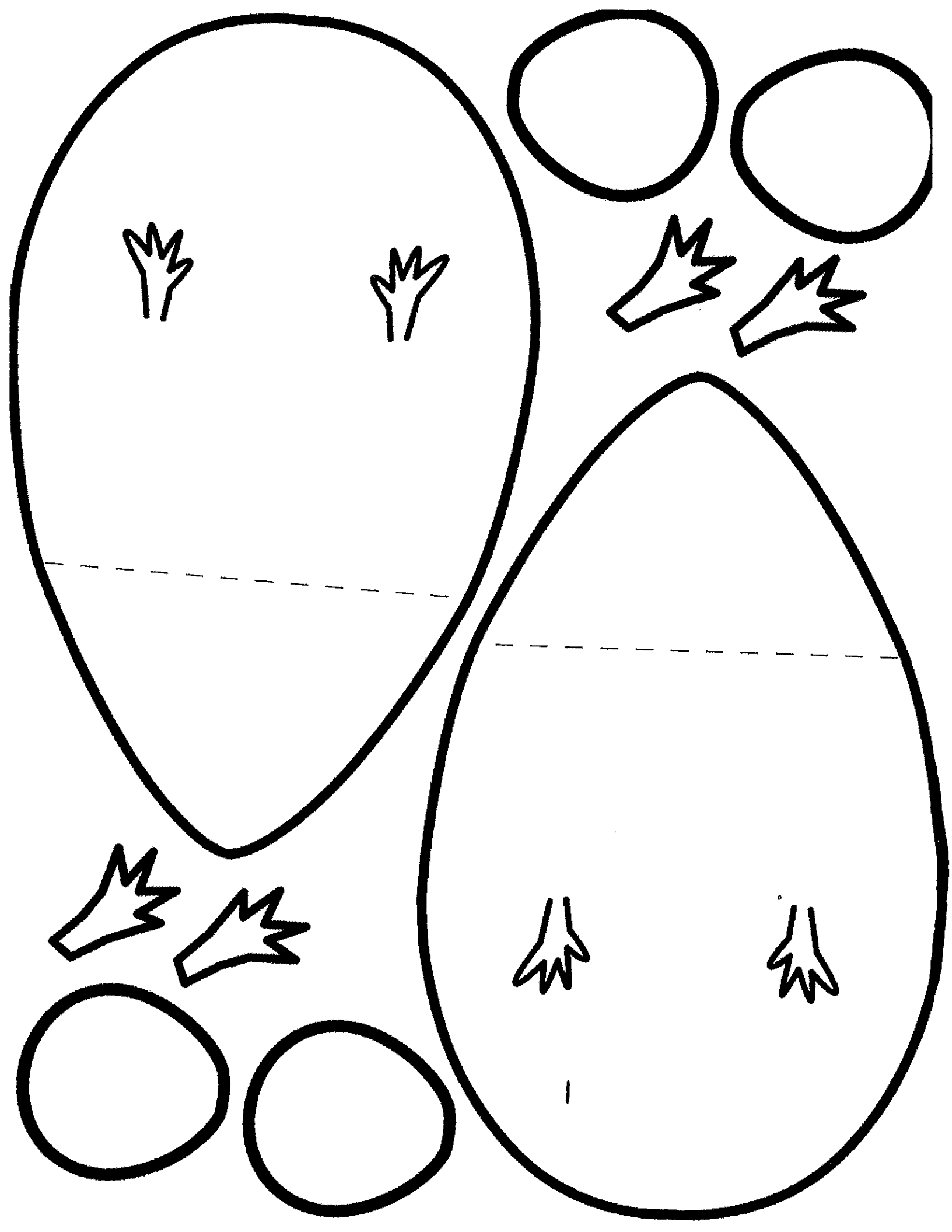


Make a Vole Holding a Bible Verse Card -

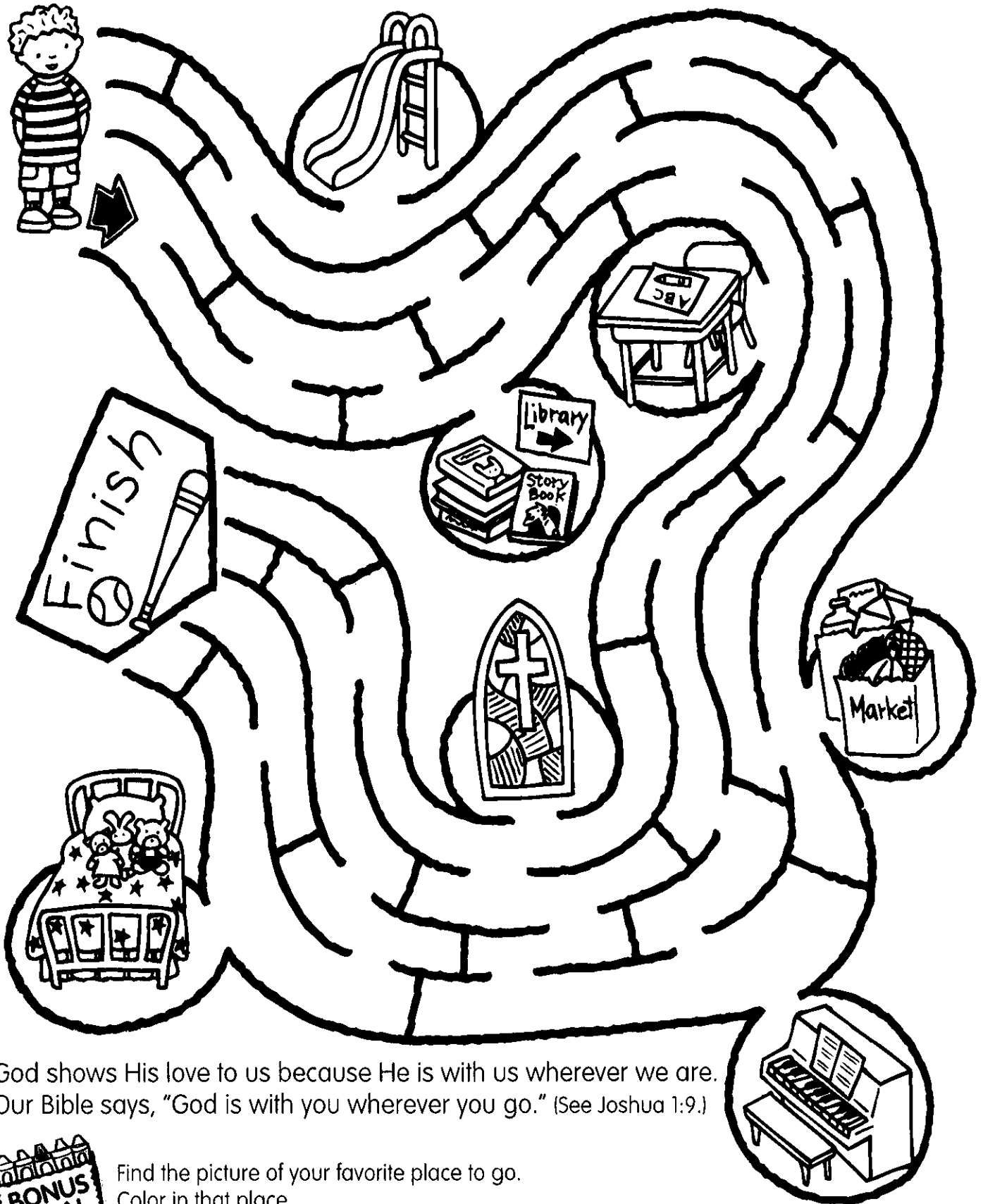
What you will need: Paper, crayons, glue, brown yarn, tape, and scissors.

What to do:

1. Print out the pattern for the vole and make copies: **Vole Pattern.**
2. If you have small children or very little time for crafts, you will need to cut out the patterns ahead of time.
3. Fold down the top part of the egg shape to make the head as shown in the picture. In class have the children color the voles and glue them together.



Follow the paths in the maze past places you might go every week.



God shows His love to us because He is with us wherever we are. Our Bible says, "God is with you wherever you go." (See Joshua 1:9.)



Find the picture of your favorite place to go. Color in that place.

© Carolyn Warvel
www.daniellesplace.com

