



Toddler Resource Packet

Pleasant Valley Church of Christ

Lesson 4 God Keeps Me Safe

Scripture

1 Samuel 17:45-50

Themes

God keeps me safe

Resources

Play-N-Worship

Read and Share Bible

The Beginner's Bible

The Play-Along Bible



Toddler Resource Packet

Pleasant Valley Church of Christ

Lesson 4 God Keeps Me Safe

BIBLE STORY for Younger Toddlers

Read the story of David and Goliath from a child-friendly Bible or use the Story Picture and directions from the Play-N-Worship handout.

Pray-Thank God for keeping us safe!

BIBLE STORY for Older Toddlers

Read the story of David and Goliath from a child-friendly Bible or use the Story Picture and story from the Play-Along Bible handout.

Talk about the things in the story picture. Say: **David loved God and asked him for help. God kept David safe.**

Say together: **Thank you, God, for keeping us safe..**

Pray-Thank God for keeping us safe!

BIBLE STORY

Have kids sit in a circle. Open the trifold and point to David.

Say: **David was a small boy who was very brave. David loved God.** Show kids how to cross their arms over their chests for the sign that means "love."

God Keeps
Me Safe

Say: **David's people were in a great battle.** Have kids stand and clench their fists and say, "Grrrrr!" **The bad guys had a giant on their side—Goliath!** Point to Goliath on the trifold. **Goliath was sooo tall!** Have kids look up high. **But David was very brave. David knew that God would keep him safe.**


David took a rock. Have kids bend down and pick up a pretend rock. **Then he threw the rock at the giant Goliath!** Have kids throw their pretend rocks. **And he knocked down Goliath!** Have kids fall down. **David saved his people from the terrible giant! God kept David safe!**

God keeps you safe, too!



Lesson 4 God Keeps Me Safe

BIBLE STORY for Older Toddlers



David Saves the Day

1 Samuel 17:1-54

Goliath was a scary giant. He was nine feet tall
(Raise your hands above your head)
He was mean to God's people and
said bad things about God. (Say, "Oh no!")
"Send someone to fight me!" he shouted
(Shake your fist)
"If I win, you must be our slaves!"
(Cross your wrists)
All of God's people were afraid.
(Tremble and make a scared face.)
But David trusted God. He wasn't afraid.
(Make a tough face)
David put a stone in his sling
(Pretend to pick up a stone.)
He spun it around
(Spin your hand over your head)
and let it fly. (Say, "Whoosh!")
The stone hit the giant on the head.
(Poke your forehead with your finger)
And God's people were saved (Shout, "Hooray!")



Toddler Resource Packet

Pleasant Valley Church of Christ

Lesson 4 God Keeps Me Safe

ACTIVITES

Choose from the activities listed below or use your own fun ideas to reinforce the Bible lesson.

Doll
Play

Say: **David was little when he fought the giant Goliath. God kept him safe. God keeps you safe, too. Let's keep our dolls safe by building them a house.** Help your child build a house using blankets, tables, chairs, or anything else handy. Then place the dolls inside the house and say: **Thank you, God, for keeping us safe.**

Game

Take turns being David and Goliath in this game with your toddler.

Have Goliath stand across the room with his back to David. As Goliath counts to 3 David should crawl or tip-toe toward Goliath. When Goliath gets to 3 he should turn around and David should freeze. After you play a few times, say: **Goliath was big and mean and scary. But God kept David safe. When you're scared, remember that God keeps you safe.**

Ball
Play

Say: **David saved God's people from the big, mean giant Goliath. God kept David safe. God keeps you safe, too. Let's pretend to be David and throw our "stones" at the mean giant.** Let your toddler throw their balls at a "giant" target, such as a door or a chair.



Toddler Resource Packet

Pleasant Valley Church of Christ

Lesson 4 God Keeps Me Safe

ACTIVITIES

Choose from the activities listed below or use your own fun ideas to reinforce the Bible lesson.

Songs

Suggested Songs:

My God is So Big, Only a Boy Named David, This Little Light of Mine.

Art

Let your child scribble color the David & Goliath color sheet. Say: **David used a rock to stop the giant Goliath. God kept David safe.**

You can also let your child crumple up a piece of scrap paper for a rock and throw it at a large target.

Other


Let your child touch smooth and rough stones to feel the difference in textures.


Older toddlers can watch a video about the story such as The Read and Share Bible-David and

Lesson 4 God Keeps Me Safe

David & Goliath

The Beginner's Bible





Lesson 4 God Keeps Me Safe

From the Beginner's Bible