



# Toddler Resource Packet

Pleasant Valley Church of Christ

## Lesson 9 God Loves Me-The Birth of Jesus

Scripture

Luke 1:26-38;2:1-7

Story

Birth of Jesus

Themes

God loves me; God sent His Son to save us.

Resources

Play-N-Worship  
Read and Share Bible  
The Beginner's Bible  
The Toddlers Bible  
Toddlerific Curriculum  
TrueWay Kids



# Toddler Resource Packet

Pleasant Valley Church of Christ

## Lesson 9 God Loves Me-The Birth of Jesus

### BIBLE STORY for Younger Toddlers

Read the story of the birth of Jesus from a child-friendly Bible or use the Story Picture from The Read and Share Bible and words from the Play-N-Worship handout.

Pray-Thank God for loving us and sending us His Son!

### BIBLE STORY for Older Toddlers

Read the story of the birth of Jesus from a child-friendly Bible or use the Story Picture from the Read and Share Bible and words from the Toddlers Bible handout.

Pray-Thank God for loving us and sending us His Son!

# BIBLE STORY for Younger Toddlers

## BIBLE STORY

**Say:** A long time ago, an angel came to see Mary. Mary loved God. The angel told Mary she'd have a baby. Have your toddler rock a pretend baby back and forth. Mary got very excited! God was giving her an amazing gift!

**Ask:** What makes you happy?

Listen to you child's answers and encourage him/her to jump and down and shout "hooray!"

**Say:** Mary and Joseph named the baby Jesus. Show your child the story picture. Point to Mary, Joseph, and baby Jesus.

**Say:** Jesus was a very special baby. Jesus is God's Son! Even kings came to see baby Jesus. They brought him gifts. We celebrate baby Jesus' birth at Christmas. We give each other gifts, too! And we thank God for giving us baby Jesus. Point to baby Jesus in the story picture. Now that's exciting! Encourage your child to jump up and down and shout "hooray!" again.

Jesus  
IS BORN



**Lesson 1 God Loves Me-The Birth of Jesus**

## Lesson 9 God Loves Me-The Birth of Jesus

### BIBLE STORY for Older Toddlers


from *The Read and Share Bible* and *Play-N-Worship*

The angel Gabriel went to see a young woman named Mary. She lived in Nazareth and was engaged to marry Joseph, the carpenter. “Don’t be afraid, Mary,” the angel said. “God is pleased with you. You will have a baby and will name Him Jesus. He will be called the Son of God.” This was a big surprise to Mary.

God sent an angel to talk to Joseph in a dream. This angel told Joseph, “Name the baby Jesus. He will save people from their sins.”

Joseph married Mary and they went to their hometown, Bethlehem. The town was full of people. There was no place for Mary and Joseph to sleep. Finally, Joseph found a place for them where the animals were kept. And that’s where God’s Baby Son was born. His first bed was on the hay in the box where the animals were fed.

Jesus was a very special baby. Jesus is God’s Son!  
Thank you, God, for giving us baby Jesus!





# Toddler Resource Packet

Pleasant Valley Church of Christ

## Lesson 9 God Loves Me-The Birth of Jesus

### ACTIVITIES

Choose from the activities listed below or use your own fun ideas to reinforce the Bible lesson.

#### Pretend Play

Say: **When Jesus was born, people were very happy. Let's pretend we just heard about baby Jesus.** Pretend to tell others about Jesus' birth by knocking on pretend doors and calling and texting on pretend phones. Help your child announce: **Baby Jesus is born! And Hooray! Jesus is born!**

#### Doll Play

Encourage your child to play with a doll or stuffed animal like it's a baby. Wrap the doll in a blanket, rock and cuddle it. As your toddler takes care of their "baby," say: **When Jesus was born, his mommy was so happy. She loved him very much. Lots of people came to see baby Jesus. Jesus is God's Son. Thank you, God, for baby Jesus!**

#### Dramatic Play

You'll need a piece of yellow construction paper cut into a star. Say: **The night Jesus was born, there was one very special star in the sky. That star helped people find baby Jesus! Let's pretend to follow the star!** Hold the star high and have your toddler follow you around the room. Then let your child take a turn holding the star and leading you.



# Toddler Resource Packet

Pleasant Valley Church of Christ

## Lesson 9 God Loves Me-The Birth of Jesus

### ACTIVITIES

Choose from the activities listed below or use your own fun ideas to reinforce the Bible lesson.

#### Songs

Suggested Songs:

Jesus Loves Me, Silent Night

#### Art

Let your child scribble color the birth of Jesus color sheet. When finished, let your child add a star sticker. Say: **God loves us so much that He sent Jesus for us.**

You can also let your child color the finger puppets of Mary, Joseph, and baby Jesus. Tape the ends together to make the finger puppets fit your child's fingers.

#### Other

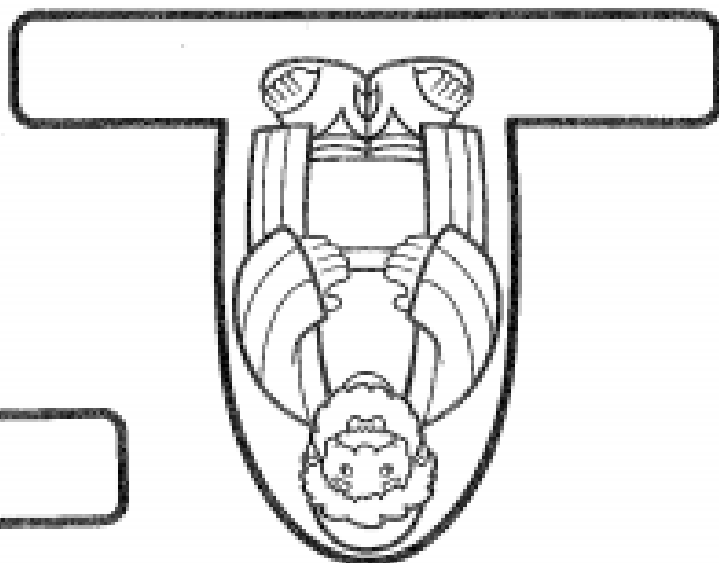

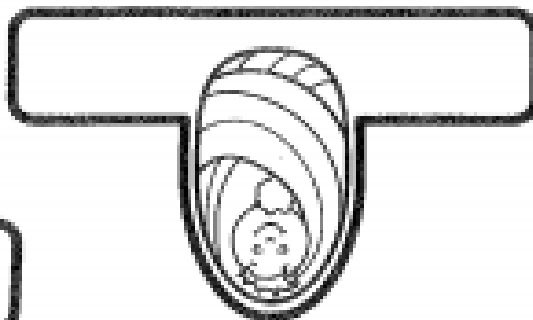
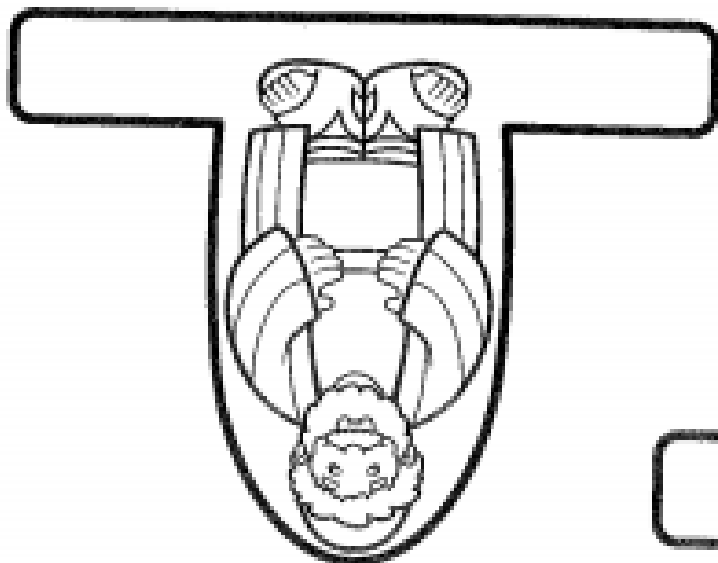
Show your toddler pictures from when they were a baby. Talk about how happy you were when your child was born. Say: **You are a gift to our family. God sent Jesus as a gift for everyone.**

# Lesson 9 God Loves Me-The Birth of Jesus

color sheet



# Lesson 9 God Loves Me-The Birth of Jesus





# Lesson 9 God Loves Me - The Birth of Jesus

Story picture from The Redd and Share Bible

