



Toddler Resource Packet

Pleasant Valley Church of Christ

GOD is GOOD

Lesson 4

Bible Story: Joseph Forgives His Brothers Genesis 42-47

Lesson Theme: God is GOOD-He gives us Jesus

Memory Verse: God is good. Psalm 34:8

Bible Character of the Month: Joseph

Resources:

Kidz Club

Ministry to Children

Preschool Mom

Sunday School Zone





Toddler Resource Packet

Pleasant Valley Church of Christ

BIBLE TIME for Toddlers

Little ones need to learn to love the Bible. These activities can be repeated frequently. Toddlers love repetition.

Bible Truth:

Show your child different Bibles, such as a text only Bible, a storybook style Bible and a baby picture Bible. Emphasize that although these books look different they are all God's Word and they all tell the same story of God's goodness and love for us. We can trust that God's Word is true.

Memory Verse:

Teach your toddler the simple memory verse from Psalm 86:5, "God is good!"

Say: "The Bible tells us that God is good" (hold up your Bible). "Can you say God is good? God is good! We are learning God's Word. Say it with me again, God is good!" (Add simple hand motions, pointing up or signing God and giving a thumbs up).

Bible Cheer:

Teach your little one to love the Bible. Start by having your toddler stand on one side of the room and place a Bible on the other side. Tell your child to hop, crawl, run, or jump to the Bible. When the child reaches the Bible have him/her pick it up, give a big cheer and say, "God is good!"





Toddler Resource Packet

Pleasant Valley Church of Christ

BIBLE TIME for Toddlers

Bible Songs:

Sing favorite songs like The B-I-B-L-E, We Love the Bible, or try this new song.

God is Good (tune: Where is Thumbkin?)

God is good. God is good.

Yes, He is. Yes, He is.

The Bible says God is good.

The Bible says God is good.

Psalm 34:8. Psalm 34:8.

Game: God's Word-Keep It!

Play this game similar to Hot Potato. Play or sing your favorite children's Bible songs. As the music plays, pass a small Bible back and forth. When the songs stops, cheer for the person holding the Bible. Have him/her cheer for the Bible.

Bible Words Hide and Seek

Hide the memory verse construction paper happy faces in easily seen and reachable areas. Have your toddler find the happy faces. Read the verse to your child and ask him/her to say it with you.





Toddler Resource Packet

Pleasant Valley Church of Christ

GOD is GOOD-Joseph Forgives His Brothers

BIBLE STORY for Toddlers

These lessons are designed to teach toddlers and young preschoolers about the love of God. Think through how you have experienced the truth of God's goodness in your life. Let your relationship with Him and your experience of His abundant love for you overflow into your words as you teach your little one about Him.

Keep your lesson simple. Use expression when telling the story. Point to pictures and ask your toddler questions about the story.

The story of Joseph shares food can be found in Genesis 41. Turn to the scripture and show it to your child. Remind your toddler that God's Word is true and the events in the Bible really happened. Read the Bible story aloud from a child-friendly Bible, summarize the story, or use the handout.

Pray-Thank God for being so good to us!!





Toddler Resource Packet

Pleasant Valley Church of Christ

GOD is GOOD-Joseph Forgives His Brothers

Games & Activities

Life
Skills

Practice telling the Gospel. Ask your child simple questions like, Who made the world, Who did God send to save us, Who made you, etc. You are planting these truths in your child's heart!

Act
Up

Let your toddler help you act out some of the miracles of Jesus. Find a picture of Jesus performing a miracle. Tell a simple version of the story and have your child act it out with you.

Sing

Sing songs about God and Jesus. Sing familiar songs like God is So Good, Jesus Loves Me or any of your toddler's favorites.





Toddler Resource Packet

Pleasant Valley Church of Christ

GOD is GOOD-Joseph Forgives His Brothers

Games & Activities

Guessing Game

Hide a toy or object under a blanket. Give your toddler clues and ask them to guess what the item is. Tell them that God has sent us His best gift and we don't have to guess what it is....it's Jesus!

Crafts


Help your child complete the **Ministry of Jesus** booklet. Let your child color the pictures while you explain the stories of the ministry of Jesus. Tell about the goodness of God to send us His best gift, His Son. Tell of the goodness of Jesus who loves us.

Other

Pray for others. One of the very best things we can do for others is to pray for them. Teach your child to pray for others. You can pray for those who are sick, for community leaders and helpers, and pray for each other. Be sure to thank God for sending Jesus!



Jesus taught about God, healed people and did many miracles.



The Life and Ministry of Jesus

The Gospels

from Sunday School Zone


God created the world and all the beautiful things in it. He created the sun, the moon, and the stars. He created trees, flowers and the animals. God created people, too. But people don't always make good choices. Sometimes people are mean and don't treat each other with love. This makes God sad. God is love and He wants us to love others.

God sent His very best gift to us. Do you know what His best gift is? His Son, Jesus! Jesus was born and then grew into a little boy. He played and learned and grew some more. When Jesus was about 30 years He began to do special work for God. He made lots of sick people well. He was kind to everyone. He did many miracles to help people believe in God. He told people about God and Heaven. God loves us so much He sent us Jesus to show us how to love each other.


God is good!

The Ministry Of Jesus

Artwork from TrueWay Kids




Jesus healed many people.






© 2020 truewaykids.com





Jesus performed many miracles.





Jesus loved people and taught about God.

